










# HILLTOPPER REFUSE & RECYCLING SERVICE INC.

783-6727

## Recycling Requirements

Please follow the instructions below when preparing your recyclables:

<p><b>GLASS:</b> <b>Jars and bottles only!</b></p> <ul style="list-style-type: none"> <li>• No light bulbs, dishes, window glass, mirrors, or ceramics.</li> <li>• Rinse clean. Remove paper label and metal ring if possible (<b>not required</b>).</li> </ul> 	<p><b>METAL CONTAINERS:</b> <b>Empty food, beverage, paint, aerosol cans only!</b></p> <ul style="list-style-type: none"> <li>• No chemicals, scrap metal, aluminum pie plates, or vehicle parts.</li> <li>• Rinse clean. Remove paper label and flatten if possible (<b>not required</b>). Paint cans: OK to leave thin coat of paint on inside of can.</li> </ul> 	<p><b>PLASTIC :</b> <b>#1, #2 bottles only!*</b></p> <ul style="list-style-type: none"> <li>• NO plastic packaging, ice cream buckets, food containers, or Styrofoam.</li> <li>• Look for  or  on bottom or bottom edge.</li> <li>• Rinse clean; discard cap.</li> </ul> 	<p><b>CARTONS:</b> <b>Milk, juice, broth, soup and other food &amp; beverage cartons</b></p> <p><u>What is a carton?</u> It's a type of food and beverage packaging. There are two types: <b>shelf-stable</b> (broth, soup, soy milk, juice, milk &amp; wine) and <b>refrigerated</b> (milk, juice, cream, egg substitutes).</p> <p>Drain liquid</p> 	<p><b>CORRUGATED CARDBOARD &amp; NEWSPAPER:</b></p> <ul style="list-style-type: none"> <li>• No magazines, junk mail, or telephone books.</li> <li>• Shiny inserts are OK—if it comes in your daily newspaper, it can be recycled.</li> <li>• Keep cardboard and papers as dry as possible!</li> <li>• Bundle newspapers and cardboard and set alongside of or on top of your recycling bin. Flatten Cardboard</li> </ul> 
--	---	--	---	---

Place glass, cans, plastic and cartons together in recycling bin. Place flattened cardboard and newspapers and inserts separate paper bag or bundled and place on top or alongside recycling bin.



- \* How do I know whether it's a bottle—and what do I do with plastic containers that aren't bottles?
- To be a **bottle**, the container's mouth must be smaller than the sides and have a cap that screws on.
  - Caps of plastic bottles and plastic containers that aren't bottles should be put in the regular trash.

### Please Note:

We recycle ONLY the items listed with this sheet. Items such as magazines, plastic packaging, and non-recyclable containers should be placed in your regular trash.